

## PLATFORM BETWEEN SILOS

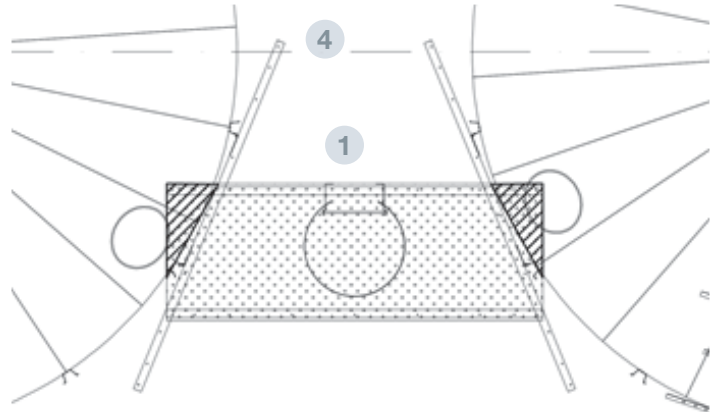
## ACCESSORIES SUPPLEMENTARY STRUCTURES



FILE 6.12

VERSION 3. 21/07/2025

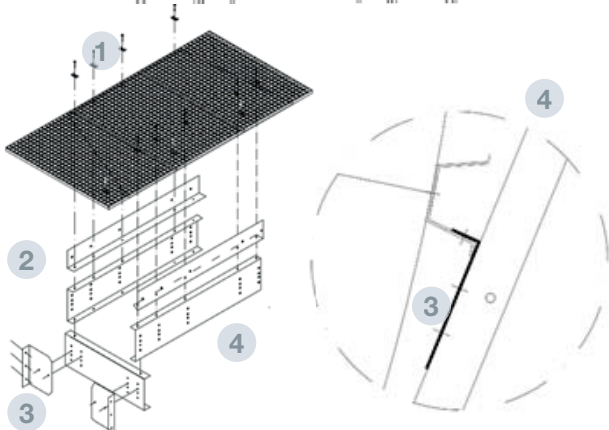
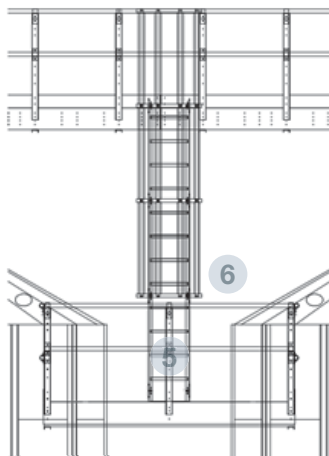
COD. ASPLATENTRE\*



## TECHNICAL SPECIFICATIONS

Platform supported on 4 stringers, fixed to the silo reinforcements in the penultimate ring.

Handrail is included allowing access to the inspection doors of both silos.



## PARTS AND MATERIALS

- 1 FLOOR**
  - Grid floor to be placed on the stringers.
  - Material: Trammex 30x30-25x2 Galvanized
- 2 FOOT PROTECTION**
  - Folded sheet for the floor-stringer connection.
  - Material: Acero galvanizado S280 GD Z600 MAC t= 3mm
- 3 LEG CLIP**
  - Folded sheet for the rainforce connection.
  - Material: Galvanized steel S280 GD Z600 MAC t= 3mm
- 4 STRINGER**
  - "U" 263x3000 profile, folded sheet, representing the main structure of the platform.
  - Material: Galvanized steel S280 GD Z600 MAC t= 3mm
- 5 HANDRAIL BRACKET**
  - "U" 263x3000 profile, folded sheet, representing the main structure of the platform.
  - Material: Galvanized steel S280 GD Z600 MAC t= 3mm
- 6 HANDRAIL TUBE**
  - TUBE Ø48x3000x1,5mm
  - Material: Galvanized steel
- 7 CLIPS**
  - Handrail tube- handrail bracket connection clips.
  - Material: Galvanized steel S280 GD Z600 MAC t= 3mm
- 8 STOPPER**
  - Used to closet he handrail tbe at the end.
  - Material: Polypropylene