

BOLTS
NUTS
WAHSER

COMPONENTS



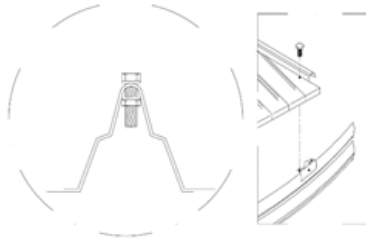
FILE 7.2
VERSION 1
COD.
28/10/2019

TECHNICAL DATA

1 ROOF

ROFF	
SECTORS	M8x30 CAL 8.8
CLIPS	M10x20 CAL 8.8

1



TUERCAS CON VALONA

- Para facilitar el montaje

TORNILLERIA PREMONTADA

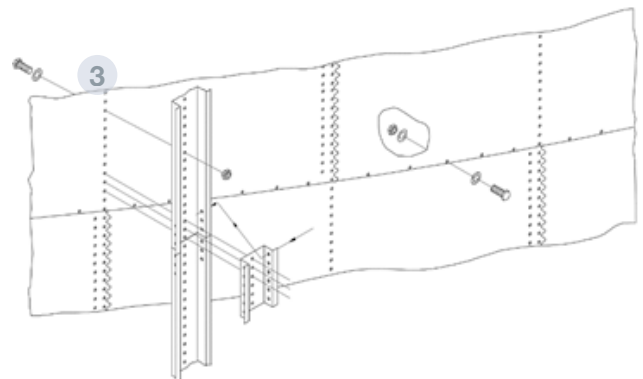
- Con arandela chapa-goma

2 BODYSHEET BOLTING

BODYSHEET BOLTING							
JUNTA	A	B	C	E	F	H	I
BODY SHEET – BODY SHEET	M10x20 CAL 8.8	M10x25 CAL 8.8	M10x30 CAL 8.8	M10x30 CAL 8.8	M10x35 CAL 10.9	M10x40 CAL 10.9	M10x40 CAL 10.9
BODY SHEET – –STIFFENER	M10x25 CAL 8.8	M10x30 CAL 8.8	M10x40 CAL 8.8	M10x40 CAL 8.8	M10x40 CAL 8.8	M10x50 CAL 8.8	M10x50 CAL 8.8

3 SPLICES

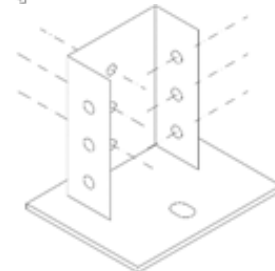
SPLICES	
NORMAL	M10x20 CAL 8.8
INSIDE	M10x25 CAL 8.8
SPECIAL	M10x30 CAL 8.8



4 ANCHORING

ANCHORING			
JOINT	B	C	E
LATERAL	M10x30 CAL 8.8	M10x35 CAL 8.8	M10x40 CAL 8.8
ANCHOR PLATE	M10x35 CAL 8.8	M10x40 CAL 8.8	M10x50 CAL 8.8

4



5 JOINT TYPE

JOINT TYPE								
DENOMINATION	A	B	C	E	F	H	I	J
TYPE	DOuBLE	TRIPLE	QUADRUPLE	QUiNTUPLE	QUiNTUPLE	x6	x7	x8
QUALITY BOLTING	CAL 8.8	CAL 8.8	CAL 8.8	CAL 8.8	CAL 10.9	CAL 10.9	CAL 10.9	CAL 10.9