

# STANDARD CATWALK

# SUPPORTS AND COLUMNS



FILE 6.7

VERSION 3. 21/06/2021

**COD. ASPAS\*\*\*S00, ASPAS\*\*\*R00, ASPAS\*\*\*SCR, ASPAS\*\*\*RCR, ASPAS\*\*\*SX0, ASPAS\*\*\*RX0, ASPAS\*\*\*S02, ASPAS\*\*\*R02, ASPOR001, ASPOR002, ASPOR003, ASPISPASES, ASPISPASTRA**



## TECHNICAL SPECIFICATIONS

Beam-formed catwalk consisting of 4/5 cold formed “U” stringers S280 GD Z600


On the stringers, we place the floor and the handrail.

Modular system, screw-on, flexible while defining lengths and widths.

In the catwalk, there are a walkway (700 mm width) and the redler side (variable).

Can be open or closed.

The floor can be a grid floor or a simple drilled sheet.



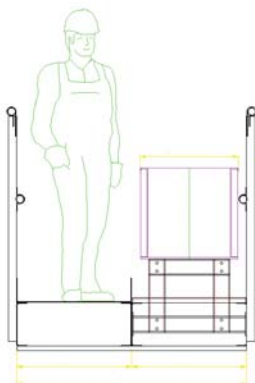
Standard

Tramex

### TYPES:

Depending on the redler width, catwalks can be:

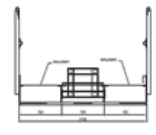
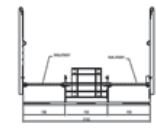
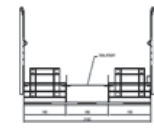
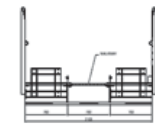
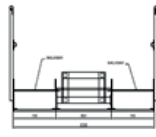
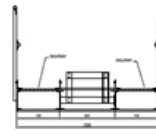
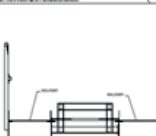
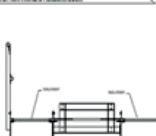


- 700 : (only walkway)
- 1400 : 700 + 700
- 2100 : 700 + 700 + 700
- 1600 : 700 + 900
- 2300 : 700 + 900 + 700
- 1800 : 700 + 1100



WIDTH	STANDARD FLOOR	GRID FLOOR	STANDARD FLOOR (REINFORCED)	GRID FLOOR (REINFORCED)
<b>REDLER: -</b> <b>WALKWAY: 700 mm</b> <b>TOTAL: 700 mm</b>				
<b>REDLER: 700 mm</b> <b>WALKWAY: 700 mm</b> <b>TOTAL: 1400 mm</b>				
<b>REDLER: 900 mm</b> <b>WALKWAY: 700 mm</b> <b>TOTAL: 1600 mm</b>				
<b>REDLER: 1100 mm</b> <b>WALKWAY: 700 mm</b> <b>TOTAL: 1800 mm</b>				

COD. ASPAS\*\*\*S00, ASPAS\*\*\*R00, ASPAS\*\*\*SCR, ASPAS\*\*\*RCR,  
ASPAS\*\*\*SX0, ASPAS\*\*\*RX0, ASPAS\*\*\*S02, ASPAS\*\*\*R02,  
ASPOR001, ASPOR002, ASPOR003, ASPISPASES, ASPISPASTRA

With corridor:

WIDTH	STANDARD FLOOR	GRID FLOOR	STANDARD FLOOR (REINFORCED)	GRID FLOOR (REINFORCED)
REDLER: 700 (+ 700) mm WALKWAY: 700 (+ 700) mm TOTAL: 2100 mm				
REDLER: 900 mm WALKWAY: 700 + 700 mm TOTAL: 2300 mm				
REDLER: 1100 mm WALKWAY: 700 + 700 mm TOTAL: 2500 mm				
REDLER: 700 + 700 mm WALKWAY: 700 + 700 mm TOTAL: 2800 mm				
REDLER: 1100 + 1100 mm WALKWAY: 700 mm TOTAL: 2900 mm	?	?		

## PARTS AND MATERIALS

- 1 SPACES AND JOINTS
  - Profiled sheet of different lengths: 3000, 2000 and 1000mm.
  - Material: Galvanized steel S280GD Z600 MAC e = 3mmMAC
- 2 RAILING TUBES
  - 3000mm tubular handrail.
  - Material: Tube D45 S280GD Z600 MAC e = 1.0mm
- 3 RAILING POSTS
  - Profiled sheet of different lengths (total): 1370, 1905 and 2441mm.
  - Material: Galvanized steel S280GD Z600 MAC e = 3mm
- 4 FLOOR
  - Standard option
    - Punched sheet with non-slip embossments of lengths: 3000, 2000 and 1000mm and widths 700, 900 and 1100mm.
    - Material: Galvanized steel S280GD Z600 MAC e = 3mm
  - Tramex option
    - 30x30 non-slip grating with 25x2 galvanized plates of 1000mm length and 700, 900 and 1100mm widths.